


Remote ON/OFF ports



Short connecting wire (Standard)

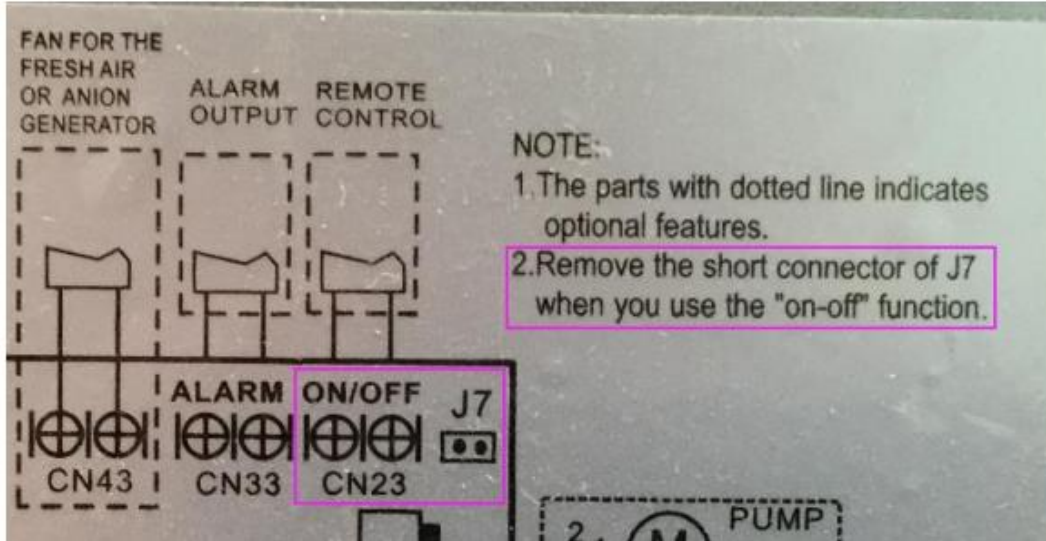
If the short wire is missing, there will be "CP" error code.

Remote ON/OFF switch



There are reserved ports for connecting a remote switch to control the unit to run or stop. The switch can be set manually or automatically by a special system such as fire alarm system.

NOTE: *If there is no remote switch connected, these 2 ports should be short connected.*

Remote ON/OFF ports



The wiring diagram shows on-off at CN23, and the J7 is nearby CN23



J7 and CN23 are identified on PCB

